

BHADA



Black Hills Area Decorative Artists

October 2011

www.bhada.org

Volume 19 Issue 11

BHADA Happenings

October Meeting

October 15, 2011
at Journey Museum
at 9:30 am

See page 2 for Make It &
Take It details.

Happy Birthday

Teresa B. - Oct 24

Rhodella S. - Oct 30



Note from Janae

Fall is fast approaching and so much I was going to have done. Time to shorten my Christmas list!

It's that time of year to be planning for 2012. Everyone needs to decide on a committee you would like to be on. If you have a project you would like to teach, please sign up for a monthly program.

Don't be like me and put your resin candle back in a corner and then go "What is this?". It's time to be thinking of a design you want to paint on the candle.

They say Oct 1st is the weekend to see the fall leaves so hope you can enjoy this beautiful fall time and reflect on the joys in your life.

Until next meeting,
Your President,

Janae



Ways & Means

We need to be thinking of projects for 2012 as well as chairperson(s).

We need two or three people for the committee.

Please bring your ideas to the October meeting.

October Make It & Take It

We will be painting a tile coaster. I have the tiles and will have them prepared for painting. I will bring the following paints: black, white, tomato spice, red, cad yellow, straw, cadet blue, dark night blue, blue danube.

We will be painting a coffee cup on the coaster. If you prefer other colors bring them. Bring your regular paint supplies. To make things go faster, you may want to bring a hair dryer. I will have one.

Little Linda



Ways & Means

Are you selling your raffle tickets? Some ladies have turned theirs in. We are still selling cards, so if you want to sell some turn them in.


Linda & Peggy

Painting Tip

Ever been in doubt about how a certain color or stroke will look on your painting? Place a piece of clear acetate over the painting, then apply the stroke or color to the acetate. Voila! Like having a crystal ball.

From . . .

www.toile-expressions.com/reference/quicktips.html




Program Schedule

October	- Linda K
November	- Pat K / vote for new officers
December	- Christmas Party - Gift Exchange - Installation of New Officers

Christmas Exchange

Keep working (or should I say *start* working) on those candles!



BHADA New Officer Nominations for 2012

The nominating committee was very fortunate and we had a slate of officers by the time we left on Saturday.

2012 slate of Officers:

President. - Carol Durbin
Vice-President - JoAnn Clagget
Secretary - Bonnie Ellingson
Treasurer - Nelda Brown

Thank you for your support to the BHADA.

The Nominating Committee

BHADA, September 17, 2011

Janae called the meeting to order at 9:37 a.m. Members present 17 Guests 1 (Liz)

Minutes Approved: Motion by Bonnie Seconded by Linda K

Financial Report Approved: Motion by Connie Seconded by Earlene

Committee Reports:

Decorative Painting Month: Carol D – October is the month; Earlene will ask Gary for display space

Seminar: Earlene & Luann B – Patty Stouffer will be here fall 2012. She is the final teacher we have booked. We need to begin booking teachers for future seminars beginning in 2013. Jillybean was suggested. Go on line to check out her stuff. Be ready to discuss teachers at next meeting. Another suggestion is Lynn Deptula or Judy Diephouse. We will need a new Seminar chair beginning 2012.

Historian: Connie M – collection of pictures will be added to book

Hospitality: Luanne T- Treats furnished by everyone; and next month Linda K and Linda H

Monthly Programs: Betty – Linda K for October – painting tile coasters; information will be in the newsletter

Membership: Carol D – one paid member for 2012; National dues \$50; local dues \$20

Public Relations: Karol J – no report – e-mails go out monthly; page 10 of the Country Register is an article about our Chapter courtesy of Charlie B.

Newsletter: Charlie – deadline Sept 23

Ways and Means: Linda K and Peggy H – money was turned in for raffle sales; ‘Does’ \$150 donation; \$79 from the “marathon” sale in Spearfish in August. We need to start NOW organizing next year’s project. November bring ideas; December we decide. Ideas mentioned this month: 12-month wreaths – big green house/doll house for raffle item – please sign up for the Ways and Means committee.

Library/Parliamentarian: Molly F – no report

Webmaster: Jo Ann – all ok and up to date

Wild Bills: Earlene – sheet was passed.

Brown Bag Exchange: Karol J – 4” resin candles have been distributed. They are ready for painting – any theme.

Unfinished Business: Information/marketing cards are ready for distribution – given out in August meeting too. These should be used whenever we have a chance to promote our chapter and decorative painting. They are our marketing tool and can be given to the public whenever we have the chance.

The bras made about \$2700. There were some left over and those will be requested to be placed with Relay events in the spring.

SDP requirement of insurance forms are filed with President’s packet.

New Business: Committee chairs are ready to be sought. Nomination committee volunteers are Carol D. and Janae. The slate needs to be presented at the October meeting; Elections are in November; installation in December.

Blue books need to be brought up to date and ready for December meeting.

Bonnie gives her painting students a Memory Box painting opportunity. The free pattern with directions is available on the MB display table.

Forever Cards are always needed – Veterans’ Day is target date.

Charms and pins will be ordered this fall for past chairs and officers.

Share and Shine: Janae, Luann, Carol D, Pat, Nelda, Linda K, Kathy OJ, Betty, Deb’s chair

Memory Box Drawing: Pat K. – winners: Bunnie, Betty, Linda K

Door Prize Drawing: Carol D – winner: Luann B.

Activity/Program: Free-for-all paint-in.

Respectfully submitted by Jo Ann C.



Shared Memories

Cooler days are here again. Our lives are hopefully starting to settle down a bit. Now is the time to start painting more Memory Boxes. So far this year we have only painted 494 boxes. This is the fewest that we have done since 2000, the first year that we voted to paint Memory Boxes as one of our Community Service Projects. Every week Bonnie receives requests to supply boxes to hospitals that desperately need them. PLEASE give some thought to painting a few extra Memory Boxes this month.

In September BHADA painted 47 Memory Boxes. These went to Maine, Ohio, Oklahoma, Tennessee and South Dakota. Since January 2000 we have mailed 8,908 Memory Boxes to hospitals in all USA and also to military hospitals overseas. This makes out monthly average 69 boxes. Let's join together this month to top that average number!

Three Thank You notes:

"I just wanted to drop a line to say thank you to the artists of this program. I received a shipment just recently of the most beautiful painted boxes. The same day, we had a full term stillbirth and as you can imagine, the family was distraught from the loss. I cannot imagine what these families go through, but what I do know is that every time the family receives a box, it gives them somewhat of a smile during a terrible time. So to all of you that participate in the program, a heartfelt thank you from my facility, my patients and myself! "

"Thank you so very much for the 24 infant memory boxes. Each one of them is so sweetly and thoughtfully painted. The day I received them , one of our nurses in the NICU informed me of a bereavement situation that would be happening within the afternoon. He said "his" baby was partial to pink and butterflies. Wouldn't you know...because there are angels like you, this family received a memory box symbolizing their little girl so wonderfully."

"I received a shipment of beautifully, painted memory boxes from members of the Black Hills Area Decorative Artists Chapter of the Society of Decorative Painters. I can't tell you how much these beautiful boxes, that we fill with mementos of lost infants, mean to our bereaved parents. Each time I present one to parents who have lost a newborn, their eyes light up with a ray of hope for their future, even though, without their baby. My sincere "Thank You"


More sources of Memory Box patterns:

<http://www.robynwarne.com/freepattern.html> has a Sweetheart Bear Gift Tag that can be used on memory boxes. The design is a pdf file that you can download. There is also a Star Angel Baby Ornament pattern that could be adapted to use on memory boxes. There is both a girl & a boy design with instructions for 4 different skin tones.

<http://www.LoewCornell.com> has a pattern and step-by-step video with Gisele Pope. Click on "Meet the Advocate"; then on "projects" and lastly on "Cigar Box". I have done this pattern a few times, and it takes a little more than an hour to put on a basecoated box.

Thanks for the time, effort and supplies that you donate to make the Memory Box Program a success. Your efforts are truly appreciated.

Pat





BHADA Officers

President

Janae H. 341-6005

Vice-President/Membership

Carol D. 673-5705

Secretary

JoAnn C.

Treasurer

Nelda B. 722-2634

Newsletter Editor

Charlie B. 222-9445

ladyhawk155@hotmail.com